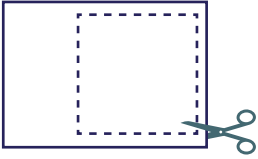






STEP 1	STEP 2	STEP 3	STEP 4
<p>Cut along the dotted lines to create a square.</p> <p>Flip over and place white side facing up.</p> 	<p>Fold the square in half in one direction to create a rectangle, then in half again in the other direction. You should now have a small square. Unfold and lay flat with dark blue side facing up.</p> 	<p>Bring each corner into the centre point and crease. Be sure not to overlap the flaps. Flip the square over.</p> 	<p>Bring the four new corners into the centre point and crease. Flip over again.</p> 
<p>STEP 5</p> <p>Place the thumb and pointer finger of each hand into the folds. Bring all the points together. You now have a chatterbox!</p> 			



Australian Government
Great Barrier Reef
Marine Park Authority

